PULLEYS

JK Fenner

Powered by Innovation, Driven by excellence



V-Cool Pulley

- Self-cooling pulley to drive upto 200KW with speed ratio upto 1:7
- Material of Constrictions SG500
- High Tensile Strength, High Hardness.
- Cooling Grooves, Less Energy loss due to Heat dissipation
- Low Weight. Dynamic balancing. High Efficiency
- Saving In Power
- Over 710 standard sizes

Taper Lock Pulley

- India's first Standard range of metric pulleys
- Dual duty grooves to perfectly match Classical 'V' & Space saver Wedge Belts
- With Taper Lock Bushes changes in diameter and position of pulleys are easily made
- Can cater to drives up to about 250kW at 1440 RPM
- Speed ratios up to 1:7
- Over 470 standard sizes to cater to a wide range of requirements





Timing Pulley

- Timing Pulleys: L&H pitch
- HTD Pulleys: '5M', '8M' & '14M' Pitch
- Precise motion control with interlocking teeth for zero slippage.
- Offer durable, maintenance-free power transmission without lubrication.

Poly V Pulley

- Poly V Pulleys for Poly V belt drives for Compact and Energy Saving applications.
- 160 Sizes in PJ,PL,PM are available as Standard in Taper Lock Version
- **RANGE :** PH, PJ, PK, PL & PM SECTION PULLEYS
  STD RANGE & CUSTOM BUILT



Corporate Office :
Khivraj Complex II, V Floor,
480, Anna Salai, Nandanam,
Chennai-600 035. Tel : +91 44 4399 4666
Email : contact@jkfenner.com
www.jkfenner.com

Registered Office :
3, Madurai - Melakkal Road,
Kochadai, Madurai - 625 016.
Tel : 0452-2383801, 2383802

JK Fenner

Powered by Innovation, Driven by excellence

Motors

JK Fenner

Powered by Innovation, Driven by excellence

Electric Motors



- Design & Performance as per IS 2615
- Product Range: 0.5 HP to 20 HP
- Choice of pole:2P/4P/6P
- Mounting:Foot (B3), Flange (B5), Face (B14)
- Class of Insulation: F class
- Degree of Protection: IP55/56
- Motor Body:AL (up to 5 HP)/CI
- Duty Rating:S1

Vibrator Motors



- Rugged construction for touch environment Totally dust proof air cooled design. Complies with IP55 specification.
- F-Class winding: Impervious to dust moisture and vibrations. Motor winding is vacuum impregnated
- Terminal box connector sealed with layer of resin to prevent damage due to vibrations
- Vibrations force is adjustable from zero to maximum by adjusting position of unbalance weightsprovided on both sides of the motor shaft
- Drive shaft made from alloy steel to withstand stress at high speed.
- Thermal overload protection
- Available Range: 0.25 HP to 10 HP in 2 Pole/4 Pole/6 Pole

Corporate Office :
Khivraj Complex II, V Floor,
480, Anna Salai, Nandanam,
Chennai-600 035. Tel : +91 44 4399 4666
Email : contact@jkfenner.com
www.jkfenner.com

Registered Office :
3, Madurai - Melakkal Road,
Kochadai, Madurai - 625 016.
Tel : 0452-2383801, 2383802

JK Fenner

Powered by Innovation, Driven by excellence

Gearboxes

JK Fenner

Powered by Innovation, Driven by excellence

Worm Geared Motors (FW Series)

- High reduction ratio.
- Flexible mounting.
- Power Rating - 0.12 KW to 15 KW
- Accepts Standard IED motors.
- Gear box with IEC/ISS.
- Lubricated for life time
- Maintenance free operation.
- Types: Worm / Helical Worm / Double worm reductions





Bevel Helical Gear Reducer (FK Series)

- High efficiency of helical gears and smooth transmission of worm gears, the reducers performs with higher stability
- Produces less noise when compared with regular helical gear units.
- The ratio ranges between 8:1 ~ 215:1
- Available with power ranges from 1/4HP up to 30HP
- Pinion, gears and worm shafts are made with 20CrMo alloy steel plus carbonized treatment. The aluminum bronze worm wheel offers higher strength and endurance.
- Provides 90-degree angle transmission similar to that of worm gear units to minimize space needed for installation.

Shaft Mounted Speed Reducers(SMSR)

- Mounted directly on shaft. No foundation required.
- Eliminates coupling and external belt take-up arrangements
- Options: Foot Mount/Flange Mount / Motor Mounting/Vertical Shaft Mounting/Back Stop
- 8 sizes B, C, D, E, F, G, H and J Plus.
- Torque (O/P)-6995 Nm at 10 RPM
- Ratio : 5:1, 13:1 & 20:1
- Wide choice of output speeds obtainable by use of appropriate input V-Belt drive.
- Choice of Hub bores.
- Delivers 98% efficiency per stage of reduction.



Corporate Office :
Khivraj Complex II, V Floor,
480, Anna Salai, Nandanam,
Chennai-600 035. Tel : +91 44 4399 4666
Email : contact@jkfenner.com
www.jkfenner.com

Registered Office :
3, Madurai - Melakkal Road,
Kochadai, Madurai - 625 016.
Tel : 0452-2383801, 2383802

JK Fenner

Powered by Innovation, Driven by excellence

V COOL® PULLEY

TOPDRIVE V-Cool pulleys are India's first standard range of metric pulleys. They eliminate reboring and keywaying problems since each pulley need not be finished according to different bore and keyway requirements. With Dual Duty Bushes, changes in the diameter and position of pulleys are easily made. These metric pulleys are precision machined and have dual duty grooves to perfectly match TOPDRIVE "PB" Precision Built V-Belts as well as TOPDRIVE Space Saver Wedge Belts.





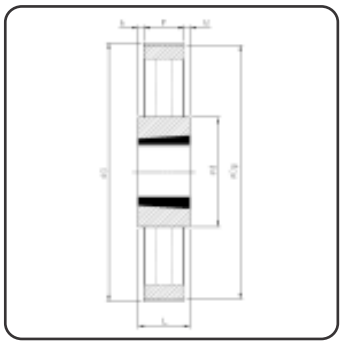

TYPE – 4

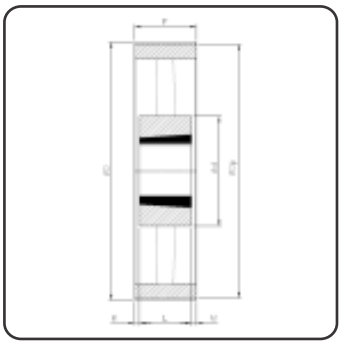

TYPE - 5

Sl no.	Part code	Dp	No. of Grooves	Pulley	Bush	Max. Bore	D	d	F	K	L	M
		mm	No.	type	type	mm	mm	mm	mm	mm	mm	mm
For use with 'A'/'SPA' Section Belts												
1	633200A200160	160	2	5	2012	50	165.5	85	35	1.5	32	1.5
2	633200A300160	160	3	5	2517	60	165.5	105	50	2.5	45	2.5
3	633200A200180	180	2	5	2012	50	185.5	85	35	1.5	32	1.5
4	633200A200200	200	2	4	2517	60	205.5	105	35	5	45	5
5	633200A200212	212	2	4	2517	60	217.5	105	35	5	45	5
6	633200A200236	236	2	4	2517	60	241.5	105	35	5	45	5
7	633200A200250	250	2	4	2517	60	255.5	105	35	5	45	5
8	633200A200265	265	2	4	2517	60	270.5	105	35	5	45	5
9	633200A200280	280	2	4	2517	60	285.5	105	35	5	45	5
10	633200A200300	300	2	4	2517	60	305.5	105	35	5	45	5
11	633200A200315	315	2	4	2517	60	320.5	105	35	5	45	5



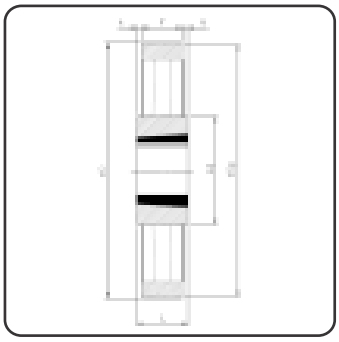

TYPE – 4

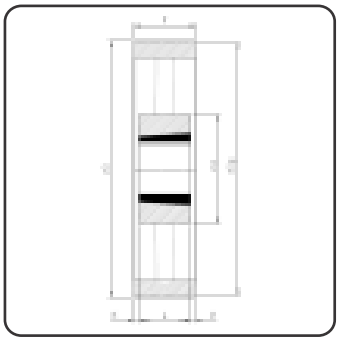

TYPE - 5

Sl no.	Part code	Dp	No. of Grooves	Pulley	Bush	Max. Bore	D	d	F	K	L	M
		mm	No.	type	type	mm	mm	mm	mm	mm	mm	mm
For use with 'B'/'SPB' Section Belts												
1	633200B200160	160	2	5	2012	50	167	85	44	6	32	6
2	633200B300160	160	3	5	2517	60	167	105	63	9	45	9
3	633200B400160	160	4	5	2517	60	167	105	82	18.5	45	18.5
4	633200B200170	170	2	5	2012	50	177	85	44	6	32	6
5	633200B300170	170	3	5	2517	60	177	105	63	9	45	9
6	633200B400170	170	4	5	2517	60	177	105	82	18.5	45	18.5
7	633200B200180	180	2	5	2012	50	187	85	44	6	32	6
8	633200B300180	180	3	5	2517	60	187	105	63	9	45	9
9	633200B400180	180	4	5	2517	60	187	105	82	18.5	45	18.5
10	633200B200190	190	2	4	2517	60	197	105	44	0.5	45	0.5
11	633200B300190	190	3	5	2517	60	197	105	63	9	45	9
12	633200B400190	190	4	5	2517	60	197	105	82	18.5	45	18.5
13	633200B200200	200	2	4	2517	60	207	105	44	0.5	45	0.5
14	633200B300200	200	3	5	2517	60	207	105	63	9	45	9
15	633200B400200	200	4	5	3020	75	207	126	82	15.5	51	15.5
16	633200B500200	200	5	5	3020	75	207	126	101	25	51	25
17	633200B200212	212	2	4	2517	60	219	105	44	0.5	45	0.5
18	633200B300212	212	3	5	2517	60	219	105	63	9	45	9
19	633200B400212	212	4	5	3020	75	219	126	82	15.5	51	15.5
20	633200B500212	212	5	5	3020	75	219	126	101	25	51	25
21	633200B200224	224	2	4	2517	60	231	105	44	0.5	45	0.5
22	633200B300224	224	3	5	2517	60	231	105	63	9	45	9
23	633200B400224	224	4	5	3020	75	231	126	82	15.5	51	15.5
24	633200B500224	224	5	5	3020	75	231	126	101	25	51	25
25	633200B300236	236	3	5	2517	60	243	105	63	9	45	9
26	633200B200250	250	2	4	2517	60	257	105	44	0.5	45	0.5
27	633200B300250	250	3	5	3020	75	257	126	63	9	51	9
28	633200B400250	250	4	5	3020	75	257	126	82	15.5	51	15.5
29	633200B500250	250	5	5	3020	75	257	126	101	25	51	25
30	633200B200265	265	2	4	2517	60	272	105	44	0.5	45	0.5
31	633200B300265	265	3	5	3020	75	272	126	63	9	51	9
32	633200B400265	265	4	5	3020	75	272	126	82	15.5	51	15.5
33	633200B300280	280	3	5	3020	75	287	126	63	9	51	9
34	633200B400280	250	4	5	3020	75	287	126	82	15.5	51	15.5



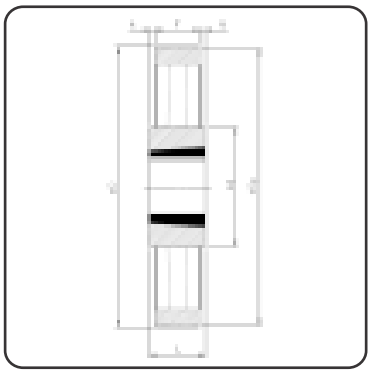

TYPE – 4

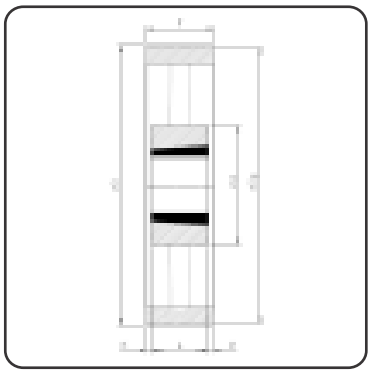

TYPE - 5

35	633200B200300	300	2	4	2517	60	307	105	44	0.5	45	0.5
36	633200B300300	250	3	5	3020	75	307	126	63	6	51	6
37	633200B400300	250	4	4	3535	90	307	156	82	3.5	89	3.5
38	633200B200315	315	2	5	2517	60	322	105	44	0.5	45	0.5
39	633200B300315	250	3	5	3020	75	322	126	63	6	51	6
40	633200B400315	250	4	4	3535	90	322	156	82	3.5	89	3.5
41	633200B500335	335	5	5	3525	90	342	156	101	18	65	18
42	633200B400355	355	4	5	3525	90	362	156	82	8.5	65	8.5
43	633200B500500	500	5	5	3525	90	507					

Sl no.	Part code	Dp	No. of Grooves	Pulley	Bush	Max. Bore	D	d	F	K	L	M
		mm	No.	type	type	mm	mm	mm	mm	mm	mm	mm
For use with 'C'/'SPC' Section Belts												
1	633200C300220	200	3C	5	3020	75	209.6	126	85	17	51	17
2	633200C300224	224	3C	5	3020	75	233.6	126	85	17	51	17
3	633200C300250	250	3C	5	3020	75	259.6	126	85	17	51	17
4	633200C400250	250	4C	5	3535	90	259.6	156	111	11	89	11
5	633200C500250	250	5C	5	3525	90	259.6	156	136	35.5	65	35.5
6	633200C600250	250	6C	5	3525	90	259.6	156	162	48.5	65	48.5
7	633200C400265	265	4C	5	3525	90	274.6	156	111	23	65	23
8	633200C400280	280	4C	5	3535	90	289.6	156	111	11	89	11
9	633200C500280	280	5C	5	3525	90	289.6	156	136	35.5	65	35.5
10	633200C600280	280	6C	5	3525	90	289.6	156	162	48.5	65	48.5
11	633200C300300	300	3C	5	3525	90	309.6	156	85	10	65	10
12	633200C400300	300	4C	5	3535	90	309.6	156	111	11	89	11
13	633200C500300	300	5C	5	3525	90	309.6	156	136	35.5	65	35.5
14	633200C600300	300	6C	5	3525	90	309.6	156	162	48.5	65	48.5
15	633200C400315	315	4C	5	3525	90	324.6	156	111	23	65	23
16	633200C300355	355	3C	4	3535	90	364.6	156	85	2	89	2
17	633200C400355	355	4C	5	3525	90	364.6	156	111	23	65	23
18	633200C400400	400	4C	5	3525	90	409.6	156	111	23	65	23
19	633200C400475	475	4C	5	3525	90	484.6	156	111	23	65	23